

Strategic Public Financing Webinar Series

Understanding Current Investments
in IECMH

September 9, 2025
Amelia Vaughn and Allie Farrell
Children's Funding Project





VISION

We envision a nation where all children and youth thrive because all communities maintain equitable, coordinated, and sustainable funding for comprehensive programs and services.



MISSION

Children's Funding Project helps communities and states expand equitable opportunities for children and youth through strategic public financing.





What is Strategic Public Financing?

Strategic public financing picks up where strategic plans often leave off by...

-  **Putting a price tag on goals and policy priorities**
-  **Identifying ways to cover costs with existing and new revenue**

Building a strategic public financing movement with states, localities, and Native nations

- How much funding supports our goals right now?  **Fiscal mapping**
- How much will it cost to fund our goals in full?  **Cost analysis and modeling**
- How do we fill the gap between current funding and fully funding our goals?  **Sources of additional funding**



Today's Agenda

01

Overview of Webinar Series

02

Why Fiscal Map?

03

Demo of CFP's Fiscal Map Resources

04

Activity: IECMH Fiscal Mapping Data Collection




05

Using and Analyzing your Fiscal Data

06

Q&A / Discussion

The goal of this webinar series is to help you answer the three key questions of strategic public financing

- How much funding supports our goals right now?  **Today!**
- How much will it cost to fund our goals in full?  **September 30, 1-2:30 EST**
- How do we fill the gap between current funding and fully funding our goals?  **October 21, 1-2:30pm EST**

Why Fiscal Map?

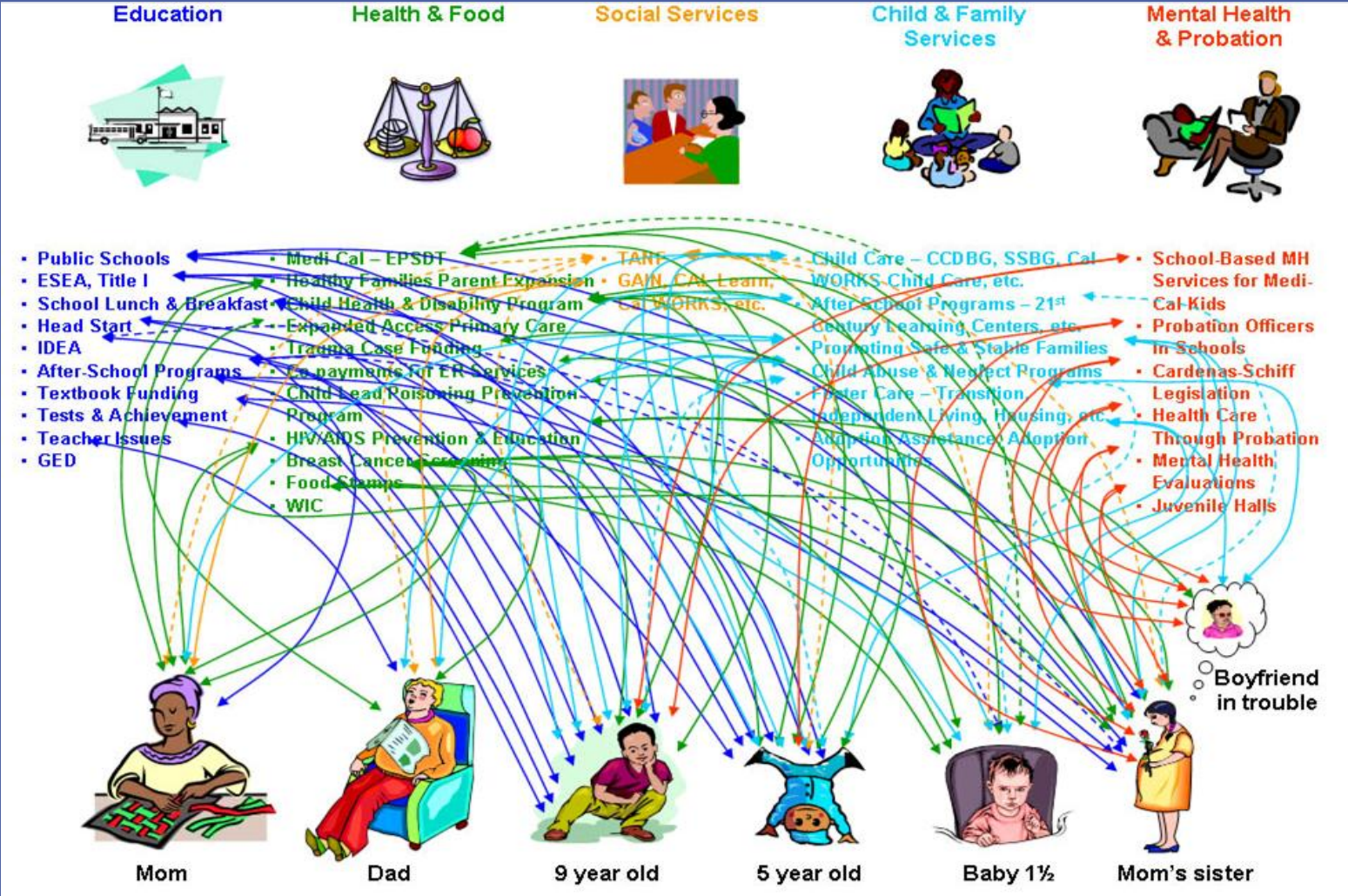


Fiscal maps foster dialogue on current spending

- **WHO** invests **HOW MUCH** and in **WHAT?**
- How much are we spending...
 - on children and youth **in total?**
 - on the **outcomes** we care about?
 - on **prevention vs intervention?**
 - by **age** group?
 - by funding **source?**
 - and more...

We need better ways of understanding public dollars that support children and youth.

General Fund Expenditures: Summary by Agency				
Agency	FY 2021 Actual	FY 2022 Actual	FY 2023 Adopted	FY 2024 Adopted
Richmond Police Department	95,084,676	90,169,373	109,246,739	112,373,140
Subtotal: Public Safety	\$192,839,417	\$154,794,390	\$179,248,286	\$189,938,380
Public Works				
Public Works	44,968,079	46,606,884	44,857,117	48,924,412
Subtotal: Public Works	\$44,968,079	\$46,606,884	\$44,857,117	\$48,924,412
Health & Welfare				
Human Services	2,448,832	2,031,524	2,189,294	5,171,376
Justice Services	8,275,638	8,720,110	10,614,497	11,584,081
Office of Community Wealth Building	1,931,599	1,889,884	4,116,616	4,607,030
Richmond City Health District	4,563,490	4,633,490	4,633,490	4,633,490
Social Services	52,937,111	47,012,022	55,070,861	59,473,760
Subtotal: Health & Welfare	\$70,156,670	\$64,287,029	\$76,624,758	\$85,469,737
Education				
Education	181,694,074	187,142,096	200,307,625	221,460,106
Subtotal: Education	\$181,694,074	\$187,142,096	\$200,307,625	\$221,460,106
Recreation & Cultural				
Parks, Rec., & Community Facilities	18,060,951	21,683,625	22,233,290	25,838,692
Richmond Public Libraries	5,624,142	6,370,162	6,863,984	8,370,128
Subtotal: Recreation & Cultural	\$23,685,093	\$28,053,788	\$29,097,274	\$34,208,820
Community Development				
Economic Development (formerly Economic & Community Development)	2,381,838	3,847,125	3,653,687	3,538,348
Housing & Community Development	1,312,551	1,216,834	1,770,779	1,795,203
Office of Sustainability	—	—	618,088	977,881
Planning & Development Review	10,797,272	10,753,523	13,183,976	16,725,482
Subtotal: Community Development	\$14,491,661	\$15,817,482	\$19,226,530	\$23,036,914
Other Public Services				



Fiscal Map Applications and Impact

Support
advocacy

Inform policy
changes

Analyze a
specific program
or age

Forecast and
prepare for
budget changes

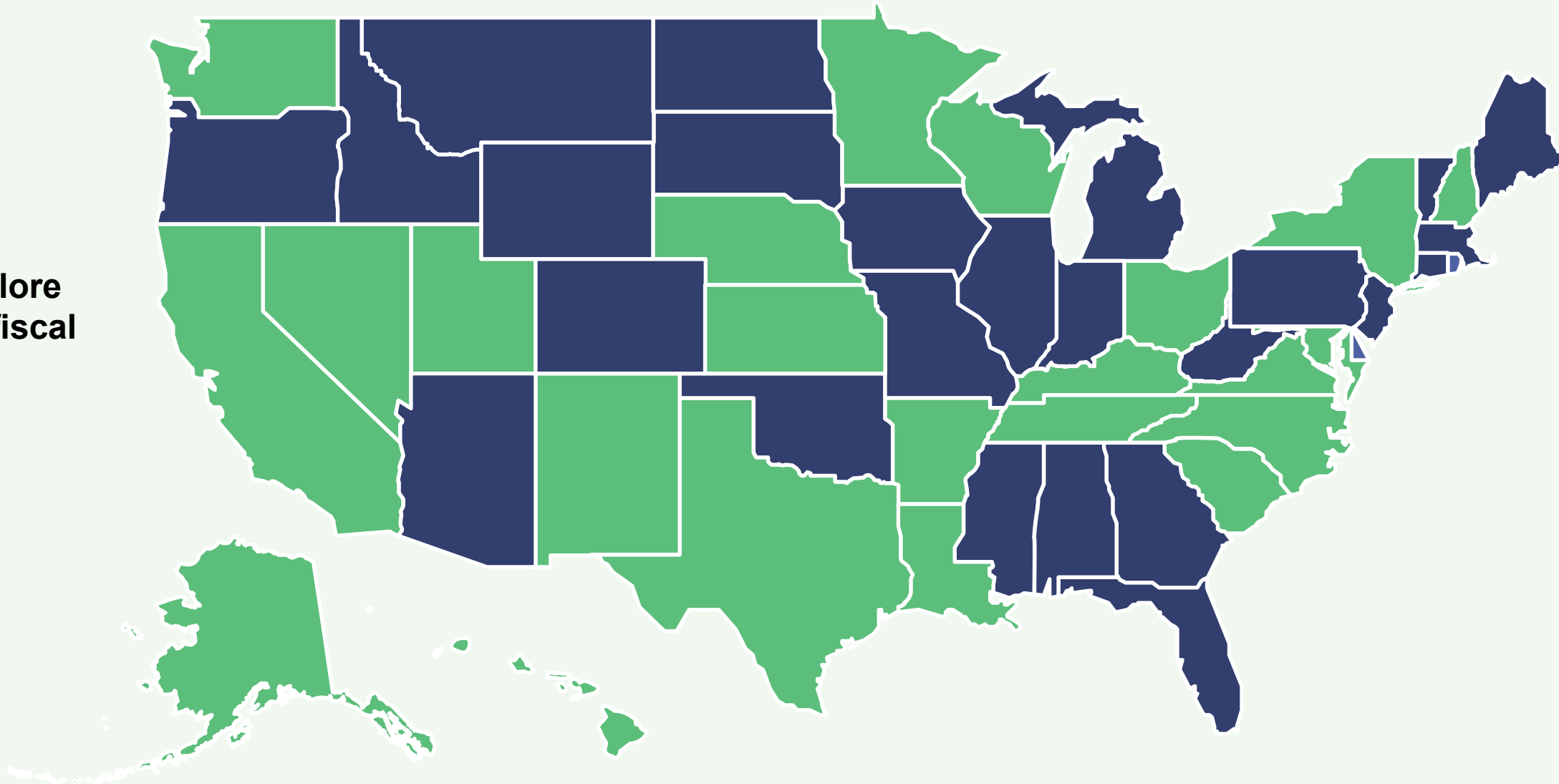
Build
relationships

Guide use of
private funding

CFP's Fiscal Map Resources

State Child and Youth Fiscal Map Partnership

**Find and explore
your state's fiscal
map [here](#)**



Federal Funding Database

Explore the [Federal Funding Streams for Children and Youth Database](#) here

CHILDREN'S
FUNDING PROJECT

Federal Funding Streams for Children and Youth in Your State

HOW TO USE THIS TOOL
HOW TO DOWNLOAD DATA

There are 304 funding streams that match your current filters.

Select a State

All

Funding Stream Name

All

Specific Eligible Services and Pr...

All

Program and System Building

All

Eligible Funding Applicants

All

Age Range

All

Grant Type

All



Select a funding stream from the table below and click here for more information on the program.

Show Active Filters

Clear Active Filters

State	Federal Budget Item Number	Funding Stream Name	Funding Program Description
CA	93.778	Grants to States for Medicaid	The Medicaid program provid
NY	93.778	Grants to States for Medicaid	The Medicaid program provid
TX	93.778	Grants to States for Medicaid	The Medicaid program provid
PA	93.778	Grants to States for Medicaid	The Medicaid program provid
OH	93.778	Grants to States for Medicaid	The Medicaid program provid
NC	93.778	Grants to States for Medicaid	The Medicaid program provid
FL	93.778	Grants to States for Medicaid	The Medicaid program provid
IL	93.778	Grants to States for Medicaid	The Medicaid program provid
MI	93.778	Grants to States for Medicaid	The Medicaid program provid

Note: All funding amounts (\$) in the table represent total obligations and do not necessarily reflect the portions of funding intended for child and youth programs. To see only those funding streams with a sole focus on children and youth, use the "Age Range" filter to the left and deselect "No age group target."

Search

Search by Funding Stream Name or Program Description by Selecting a Tab Below.

Funding Stream Name

Funding Program Description

Back to National Overview

CHILDREN'S
FUNDING PROJECT

Children's Funding Project is a nonprofit social impact organization that helps communities and states expand equitable opportunities for children and youth through strategic public financing. childrensproject.org

13

Activity: IECMH Fiscal Mapping Data Collection

Activity: IECMH Fiscal Mapping Workbook

Funding Stream	Screening	IECMH Consultation	Integration of Behavioral Health in Primary Care	Parent Supports	Assessment and Diagnosis	Treatment Interventions	Care/Case Management	Workforce Development	Federal Grant name and CFDA number (for look up in CFP's Federal Funding Database)	FY2024 Federal Funding (Obligations)	FY2023 Federal Funding (Obligations)	FY2022 Federal Funding (Obligations)
Building Early Childhood-Child Welfare Partnerships to Support the Well-being of Young Children, Families, and Caregivers									Child Abuse and Neglect Discretionary Activities; 93.67			
Trauma Interventions for Children and Youth in Foster Care with Complex Mental, Behavioral, and Physical Health Needs									<i>This funding is authorized under Child Abuse and Neglect Discretionary Activities (above)</i>	See above	See above	See above
Child Abuse Prevention and Treatment Act (CAPTA) State Grants									Child Abuse and Neglect State Grants; 93.669			
Community-Based Child Abuse									<i>This funding is authorized under Child Abuse and Neglect State Grants (above)</i>	See above	See above	See above

Now What? Using this Data

- Create a data visualization – PowerBI, Tableau, Excel visuals, PPT.
- Connect the data to your policy and advocacy strategies. Strengthen your case.
- Analyze the data – e.g. compare to other states, funding for other age groups, etc.
- Meet with partners that may use this data for data-informed decision making.



Questions?

“Homework”

- Email Meghan if you would like a copy of the IECMH Fiscal Mapping Workbook
- Start collecting fiscal data for your state’s IECMH programs
- Reach out to Amelia with any questions, or examples of how you are using the data
- Attend the next webinar on 9/20/25

Amelia@childrensfundingproject.org
Allie@childrensfundingproject.org

